



STEREO Science Working Meeting – Hawai'i



STEREO



November 2005

Presented by

Edward Reynolds

APL STEREO Project Manager

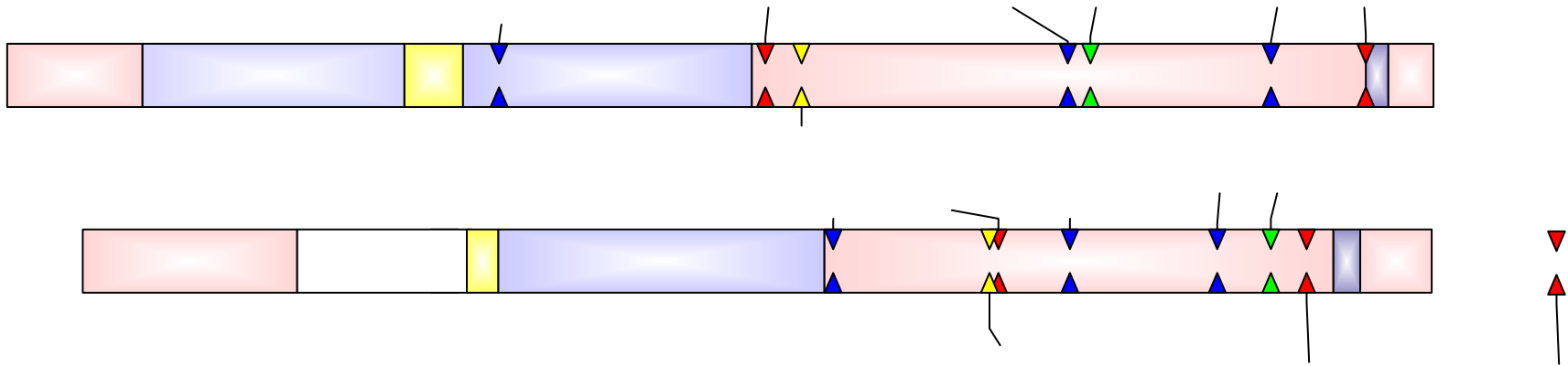


General Integration Timelines & Information



STEREO SWG

- Observatories were integrated concurrently
 - Each observatory has dedicated set of EGSE/MGSE
- Hardware and software (including autonomy) baselined and under configuration control
- AR and P/FR system used to track liens on delivered components and instruments
- AR and P/FR system tracks anomalies and problems during integration
- Safety Documentation (MSPSP) submitted to GSFC / all hazard reports (except hydrazine loading) closed





STEREO



Testing Milestones and Status

STEREO SWG

- ✓ Integration of A and B Observatories
 - ✓ Flight software onboard during testing
 - ✓ Flight blankets installed, water simulates mass of propellant
- ✓ Baseline Comprehensive Performance Tests
- ✓ Baseline Alignments
- ✓ Deployments/Deployment Shock Tests (solar array, HGA, umbilical cover)
- ✓ Three Axis Vibration (stacked)
- ✓ Fit Check with launch vehicle interface
- ✓ Launch Vehicle Release Shock test (performed twice)
- ✓ A/B Clamp band shock test and deployment sequence
- ✓ Magnetic Characterization (swing test)
- ✓ Post Vibe Alignments
- ✓ Observatories Moved to GSFC (move went very smoothly)
- ✓ Acoustics Testing
- ✓ A/B Clamp band shock test and deployment sequence (again)

Vibration Testing

STEREO SWG



STEREO - Solar Terrestrial Relations Observatory Mission



Photo Gallery – Solar Array Electrical Integration



STEREO SWG



STEREO - Solar Terrestrial Relations Observatory Mission



Ready for Shipment to GSFC




STEREO SWG



STEREO - Solar Terrestrial Relations Observatory Mission


STEREO SWG



STEREO - Solar Terrestrial Relations Observatory Mission



Move to GSFC



STEREO SWG



STEREO - Solar Terrestrial Relations Observatory Mission



Arrival at GSFC at 6 am



STEREO SWG



STEREO - Solar Terrestrial Relations Observatory Mission